



## On the Go Series Sample Set

The On the Go Series are sets of file folder activities that utilize only half of a file folder and fit neatly within a gallon size 'zip lock' bag. Many of the sets can be mixed to create numerous activities with varying degrees of difficulties.

These are appropriate for the preschooler and even into the first grade level. Also great for the ESL student or developmentally delayed individual.

When creating the activities remember to laminate - it will increase the life of the activity.

Cut a file folder in half before attaching the pieces. Create as you would any file folder activity.

**a**

**b**

**c**

**d**

**e**

**f**

**g**

**h**

**i**

**j**

**k**

**l**

**m**

**n**

**o**

**p**

**q**

**r**

**s**

**t**

**u**

**v**


**w**

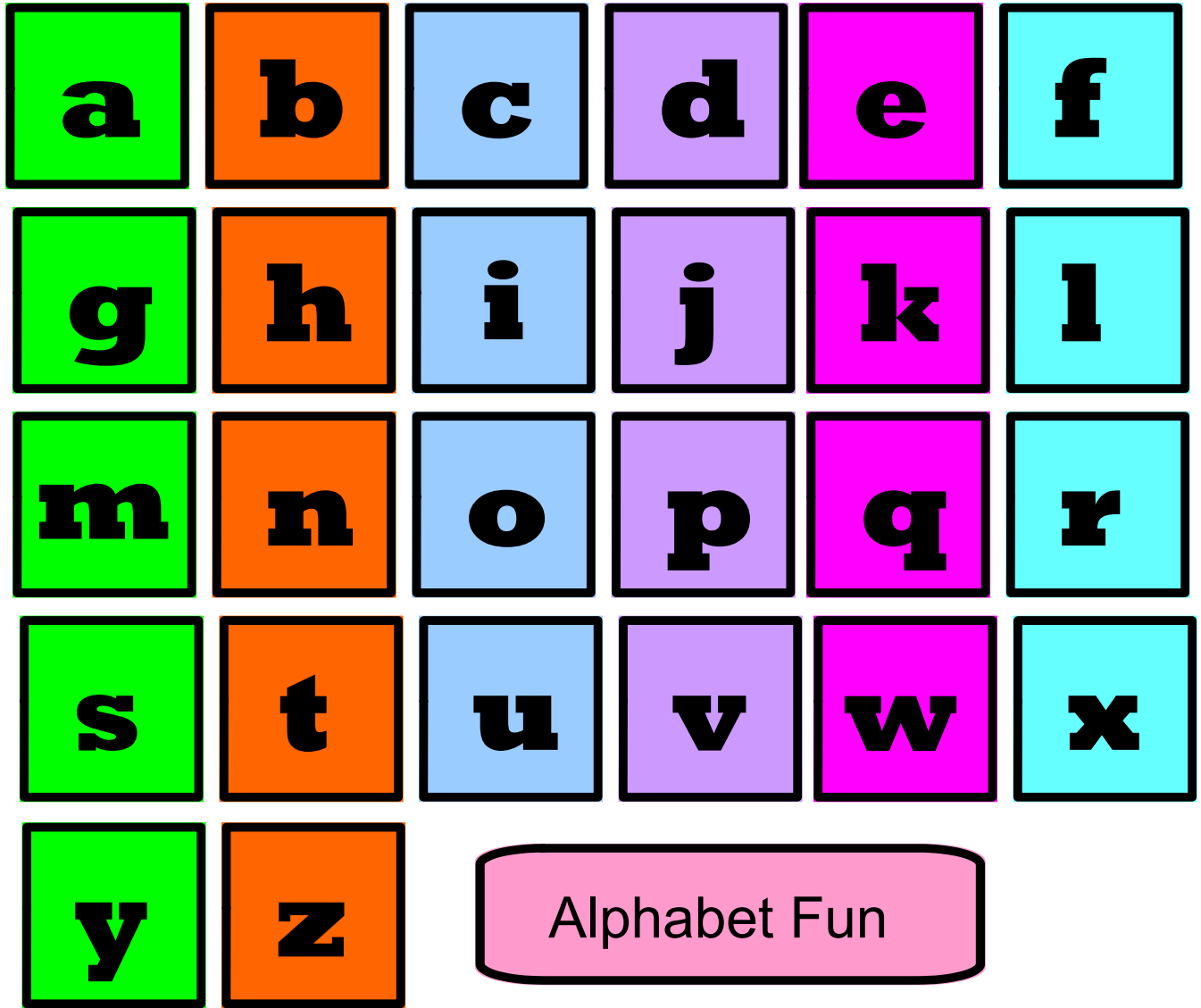
**x**

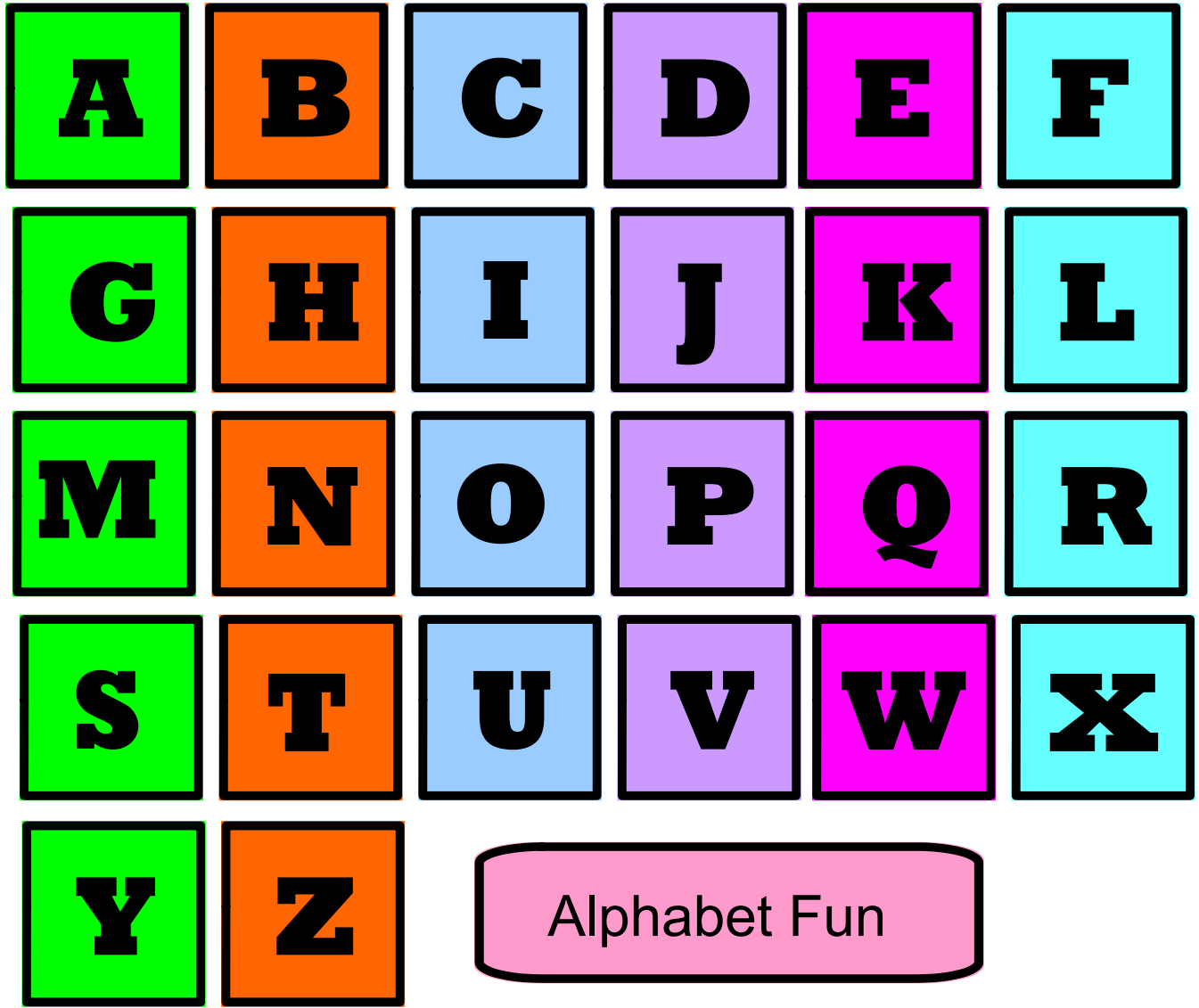
**y**

**z**

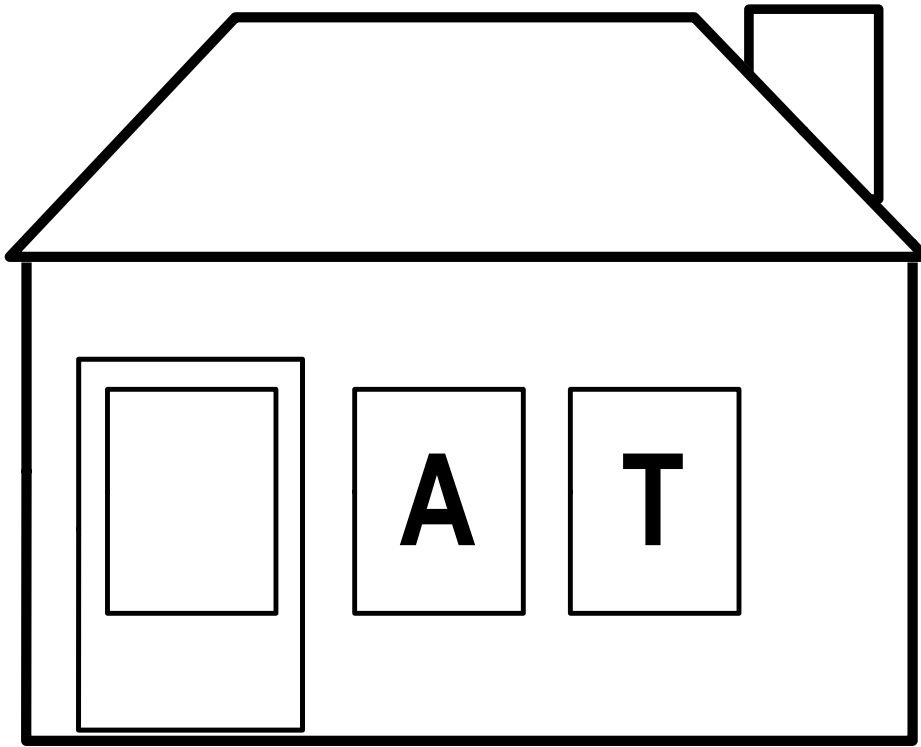
Alphabet Fun







Alphabet Fun



File Folder Game 'Word in the House' can be used in a couple of ways. Basic use is to use the pattern cards and letters and have the child simply recreate the word patterns. A more difficult game would be for the child to use their imagination to create viable words using only the letters and the house letters.

Cut out the house and glue to the file folder half. Lamination is recommended for durability but not necessary. Use the following pages - pattern cards and letters.

**Word in the House**

**CAT**

**MAT**

**HAT**

**BAT**

**SAT**

**FAT**

**OAT**

**PAT**

**RAT**

**VAT**

**A**

**B**

**C**

**D**

**E**

**F**

**G**

**H**

**I**

**J**

**K**

**L**

**M**

**N**

**O**

**P**

**Q**

**R**

**S**

**T**

**U**

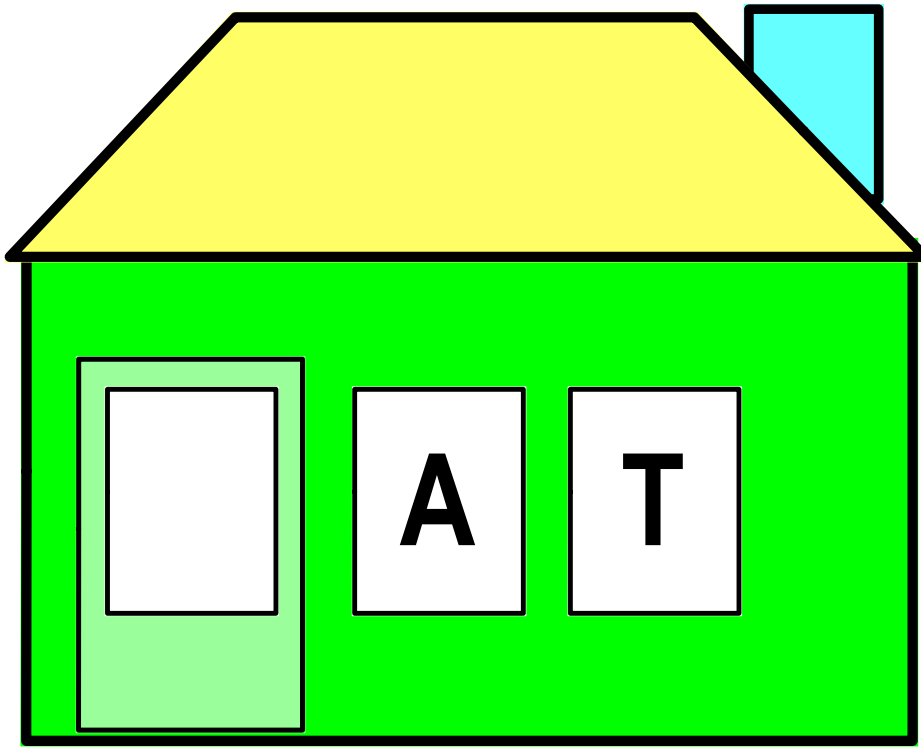
**V**

**W**

**X**

**Y**

**Z**



File Folder Game 'Word in the House' can be used in a couple of ways. Basic use is to use the pattern cards and letters and have the child simply recreate the word patterns. A more difficult game would be for the child to use their imagination to create viable words using only the letters and the house letters.

Cut out the house and glue to the file folder half. Lamination is recommended for durability but not necessary. Use the following pages - pattern cards and letters.

**Word in the House - \_AT**

**CAT**

**MAT**

**HAT**

**BAT**

**SAT**

**FAT**

**OAT**

**PAT**

**RAT**

**VAT**

**A**

**B**

**C**

**D**

**E**

**F**

**G**

**H**

**I**

**J**

**K**

**L**

**M**

**N**

**O**

**P**

**Q**

**R**

**S**

**T**

**U**

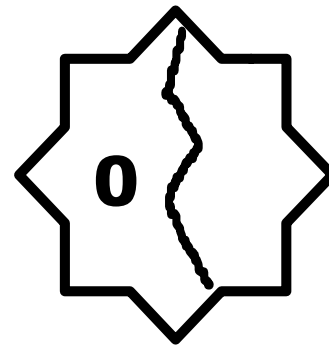
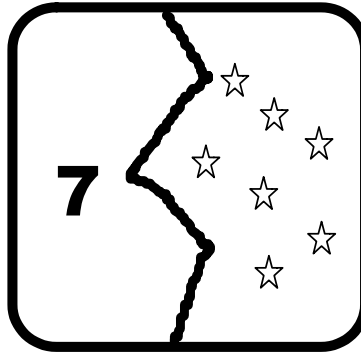




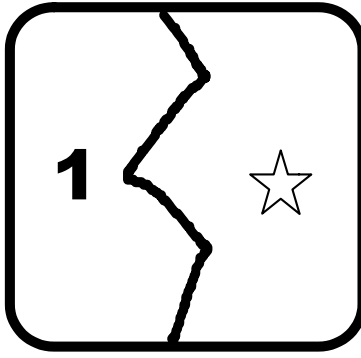

**V**

**W**

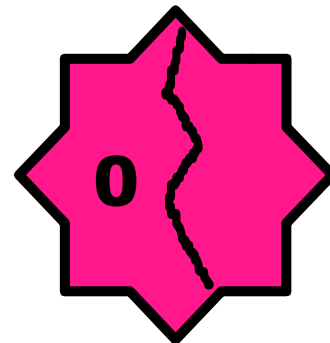
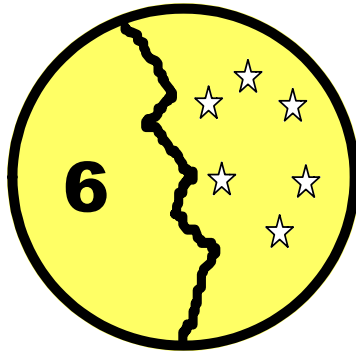
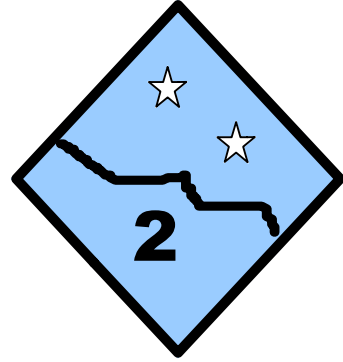

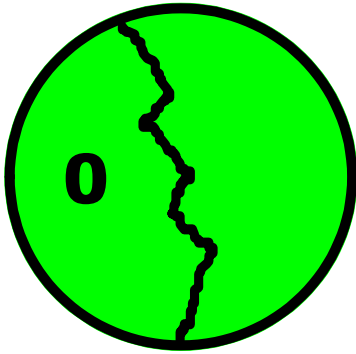
**X**


**Y**

**Z**




Cut out shapes and along jagged lines. Glue only half of the shape to the file folder. Lamination is recommended. Child should match pieces.



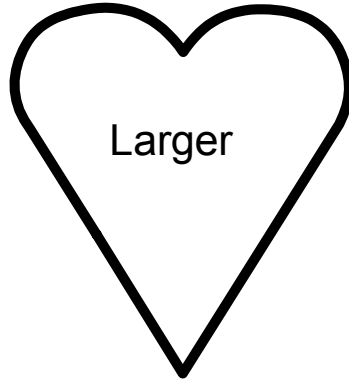


Size Match

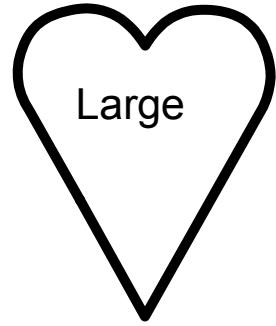
This activity will teach size matching as well as size words.  
Attach either set to the folder for the matching fun.



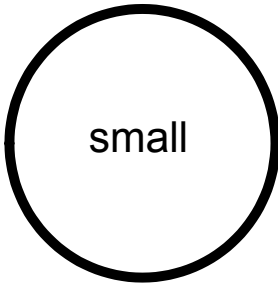
Largest




Larger



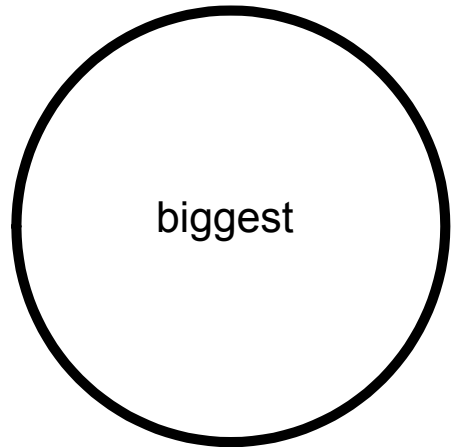
Large



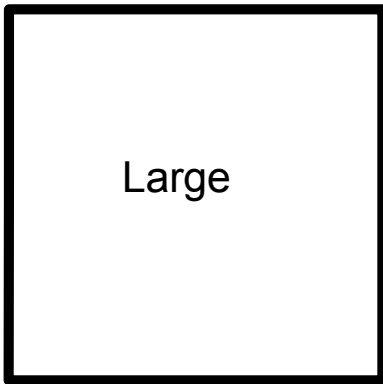
small



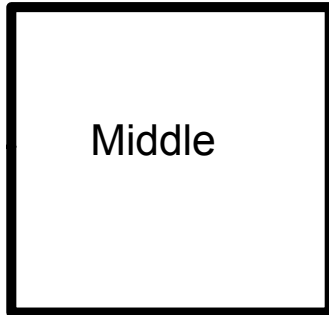
medium



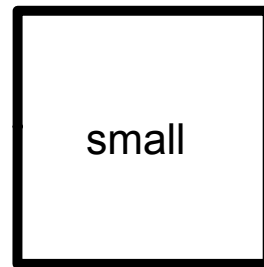
biggest




Large



Middle



small



Size Match

This activity will teach size matching as well as size words.  
Attach either set to the folder for the matching fun.

