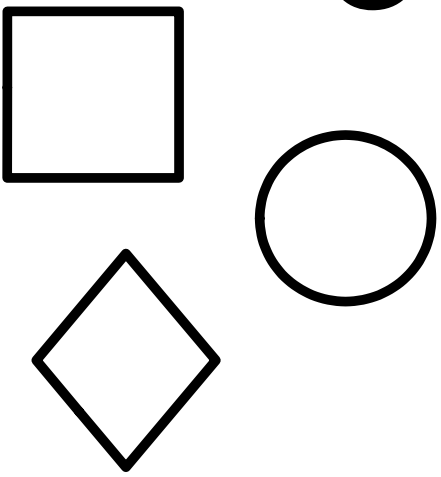


Name _____

Cut the shapes out and paste onto the cards in the appropriate positions.

Three

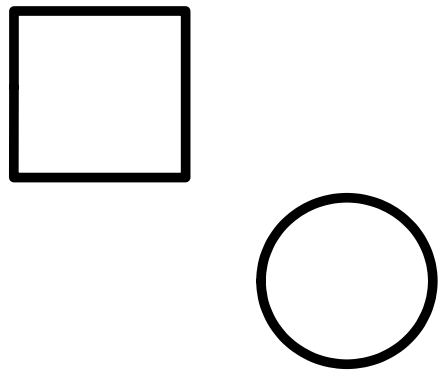
3




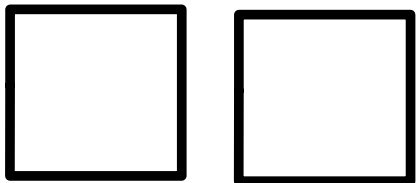
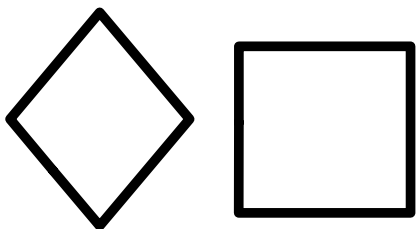
A card with rounded corners. At the top left is the word "Three" and at the top right is the number "3". Below the text are three shapes: a square on the left, a diamond below it, and a circle on the right.

two

2




A card with rounded corners. At the top left is the word "two" and at the top right is the number "2". Below the text are two shapes: a square on the left and a circle on the right.



one

1




A card with rounded corners. At the top left is the word "one" and at the top right is the number "1". Below the text is a single square shape.



Name _____

Cut out the shapes and paste inside of the matching shape - card.




Triangle



Square




Circle






Name _____

Cut out the shapes and paste inside of the matching shape - card.

Rectangle



Heart



Oval

